




Leufen aerstent®

PULMONOLOGY



For you, we walk the extra mile.

Inspiring ideas. Convincing quality.
Advice which answers every question.

Since 2003, Leufen Medical has been proposing self-expanding stents for gastroenterology and pulmonology. We have gained the trust of doctors and patients due to our high standards regarding quality and functionality.



Headquarters, research & development and production site in Berlin

Made in Germany

Leufen **aer**stent® and Leufen **ai**xstent® are conceived, developed and produced in Germany.



Product Training. On site.

Adapted to your requirements.

You seek to optimize team work, train new employees or refresh your knowledge regarding stent implantation?

Our training facilitates instruction and practice for doctors and medical personnel. Content and pace are adapted to your requirements.

Training is important – because only an experienced team obtains perfect results.



The full package. Expertise included.

Regardless of whether you would like information about our products or whether you require a custom-made device for a unique medical finding:

Use our expert knowledge.

We provide timely, result oriented and personal advice.



a bess group company

Since 2014, Leufen Medical is part of the bess group, a family owned and managed company with more than 30 years of experience in the field of medical devices.



Leufen Medical


The full package.
Expertise included.



aerstent® TBS


Trachea-Bronchus-Stent

- Stent with complete silicone cover
- Improved, durable silicone cover
- Atraumatic ends
- High radial expansion force
- **Reloadable** delivery system OTW (over the wire)



The **special design** of the ends and the **high radial force** hold the stent in the intended position and counteract stent migration. The **silicone coating** extends beyond the ends of the stent, increasing stability.





Soft Tip – radiopaque, soft tip
for atraumatic stent application



The tracheal and bronchial Leufen Medical **aerstent®** are pre-mounted on a **reloadable delivery system**. For a precise positioning, the stent can be retracted into the delivery system during the procedure.

TBS with full silicone cover

Self-expanding tracheal and bronchial Leufen Medical **aerstent®** are available in **extensive selection** in diameters from 10 to 22 mm and in lengths from 20 to 80 mm.



Stents can be custom made according to your specifications. Please contact us!

REF	Total length (mm)	Cover length (mm)	Ø Center (mm)	Ø Ends (mm)
503-10-020	20	20	10	12
503-10-030	30	30	10	12
503-10-040	40	40	10	12
503-12-020	20	20	12	14
503-12-030	30	30	12	14
503-12-040	40	40	12	14
503-14-020	20	20	14	16
503-14-030	30	30	14	16
503-14-040	40	40	14	16
503-16-030	30	30	16	18
503-16-040	40	40	16	18
503-16-050	50	50	16	18
503-16-060	60	60	16	18
503-16-080	80	80	16	18
503-18-030	30	30	18	20
503-18-040	40	40	18	20
503-18-050	50	50	18	20
503-18-060	60	60	18	20
503-18-080	80	80	18	20
503-20-040	40	40	20	22
503-20-050	50	50	20	22
503-20-060	60	60	20	22
503-20-080	80	80	20	22
503-22-060	60	60	22	24

Delivery system: Working length 600 mm,
Ø 6 mm / 18 French (Stent-Ø 10, 12 und 14 mm),
Ø 8 mm / 24 French (Stent-Ø 16, 18, 20 und 22 mm),
accepts guide wire 0,035 inch

Suitable guide wires see p. 11



aerstent® TBY

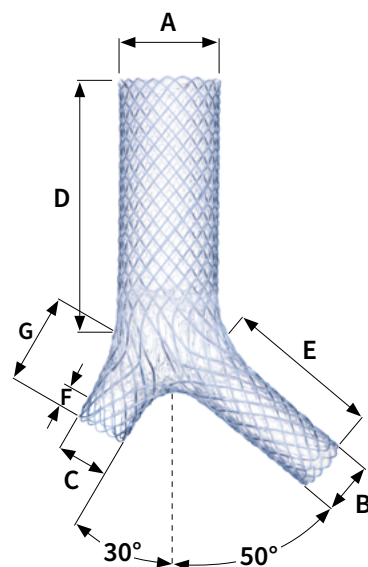
Y-Carina-Stent

The Y-Carina stent is used to bridge malignant stenoses in the trachea as well as in the right and left main bronchus.

- Stent with partial PU cover (right bronchus 5 mm uncovered)
- Atraumatic ends
- Anatomically correct, conical design
- High radial expansion force
- 6 Radiopaque tantalum markers
- Delivery system OTW (over the wire)

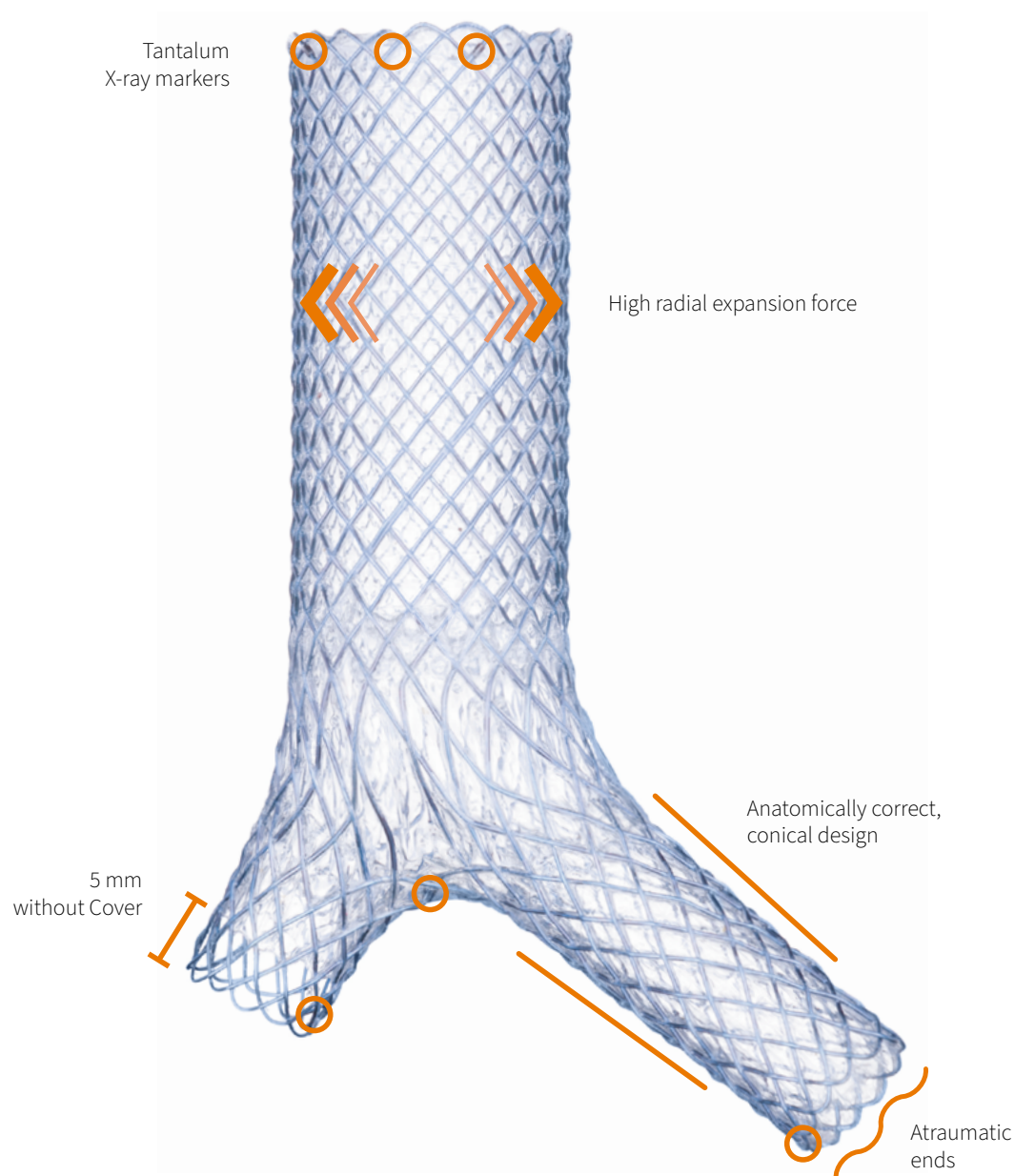
TBY with partial PU cover

REF	A Ø (mm)	B Ø (mm)	C Ø (mm)	D (mm)	E (mm)	F (mm)	G (mm)
512-16-040	16	12	12	40	30	5	20
512-18-040	18	12	12	40	30	5	20
512-18-050	18	14	14	50	30	5	20
512-20-050	20	14	14	50	30	5	20
522-16-040	16	12	12	40	30	5	15
522-18-040	18	12	12	40	30	5	15
522-18-050	18	14	14	50	30	5	15
522-20-050	20	14	14	50	30	5	15
Delivery system: Working length 600 mm, Ø 8 mm / 24 French, accepts guide wire 0,035 inch							



Stents can be custom made according to your specifications. Please contact us!





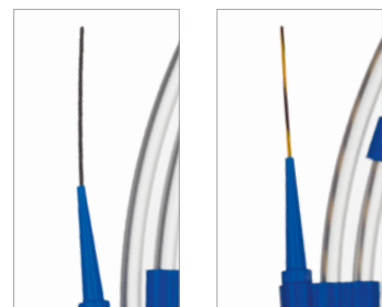
For implantation of the Y-Carina stent, we recommend rigid intubation using a tracheoscope or bronchoscope with an inner diameter of at least 10 mm.

Y Carina stents are available with diameters of 16 to 20 mm in the tracheal portion.

Two guide wires are required for implantation (see p 11):

1 × single color

1 × bicolor

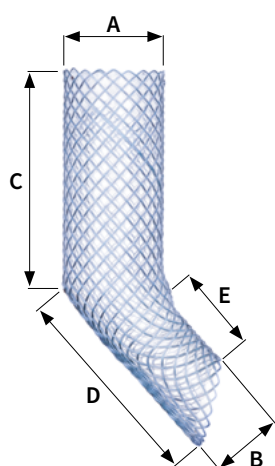


aerstent® TBJ

J-Carina-Stent

The J-Carina stent is used to bridge anastomotic insufficiencies and to cover fistula after pneumectomy.

- Stent with complete silicone cover
- Improved, durable silicone cover
- Atraumatic ends
- High radial expansion force
- 6 Radiopaque tantalum markers
- **Reloadable** delivery system OTW (over the wire)



TBJ with complete silicone cover

REF	A Ø (mm)	B Ø (mm)	C (mm)	D (mm)	E (mm)
533-16-030	16	12	30	35	15
533-18-040	18	14	40	40	20
533-20-050	20	14	50	40	20

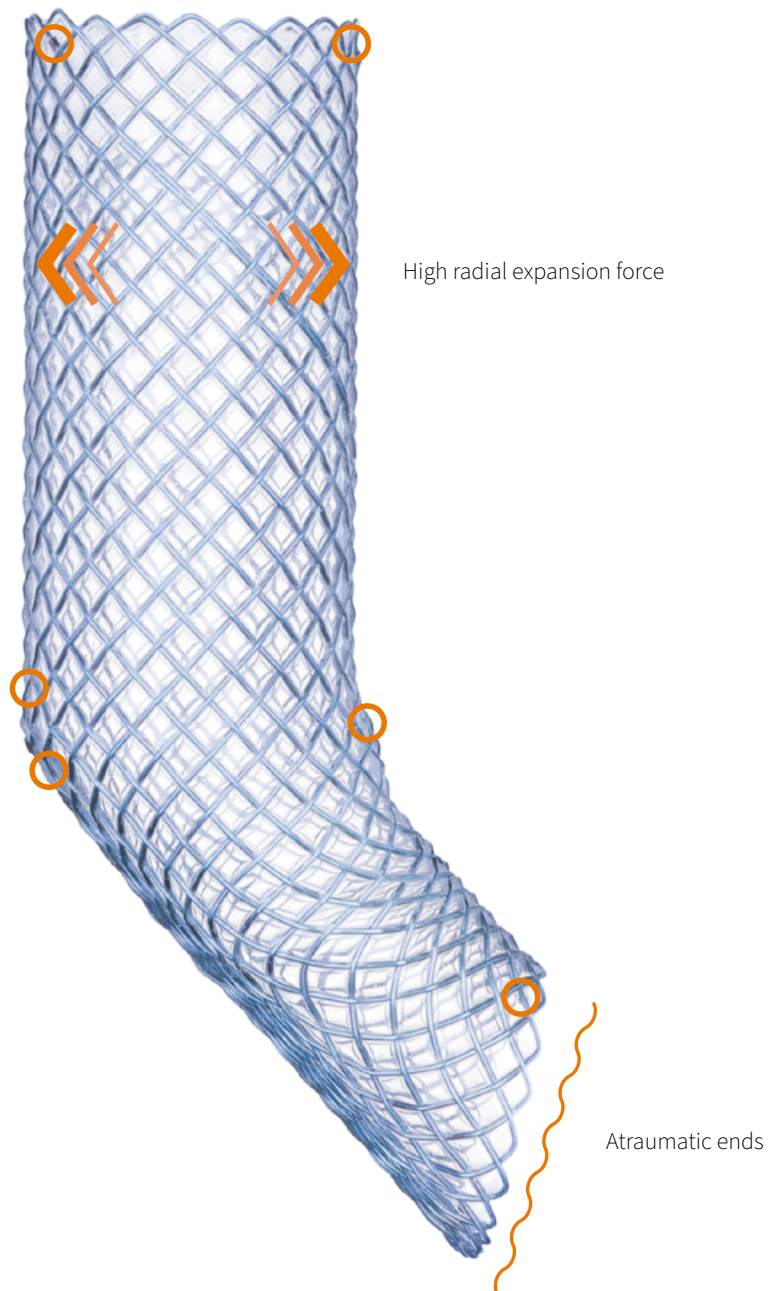
Delivery system: Working length 600 mm, Ø 8 mm / 24 French, accepts guide wire 0,035 inch



Stents can be custom made according to your specifications. Please contact us!



Tantalum
X-ray markers



The J-Carina stent is preloaded on a reloadable delivery system. For accurate positioning, the stent can be repositioned in the delivery system during the procedure.




aerstent® GWA

Guide Wire

The 0.035 inch single use guide wire is used to complement the delivery systems of the **aerstent®** product line.

The PTFE (polytetrafluoroethylene) coating of the guide wire significantly reduces friction resistance.

- Stable and kink resistant due to nitinol core
- Very good gliding properties due to coating material
- Highly flexible radiopaque tip
- Individual sterile packaging
- Supplied in a dispenser with an insertion aid



Guide Wire black
901-35-180



For the distinction of the right and left main bronchus during the procedure, the guide wires are **color coded**.

Their high stability is achieved by an inner core made of a Nitinol monofilament. The distal wire tip forms a flexible, atraumatic coil, characterized by excellent radiopacity.



Guide Wire black/yellow
912-35-180

REF	Characteristics	Ø Diameter	Length	Unit (pce)
901-35-180	<ul style="list-style-type: none">• Nitinol• Color: black	0,035 inch / 0,89 mm	1800 mm	1
912-35-180	<ul style="list-style-type: none">• Nitinol• Color: black/yellow			


The 0.035 inch guide wire is pre-loaded into a spiral dispenser. The gliding properties of the guide wire can be further improved significantly by flushing the dispenser with sterile saline solution, covering the guide wire with liquid.




Leufen **aixstent**®

Esophageal Stents

- High radial expansion force
- **Reloadable** delivery system OTW (Over The Wire)
- Long-lasting silicone cover
- Tantalum X-ray markers
- Extraction threads of high tensile force at both ends




The special design of the stent's ends as well as the **high radial expansion** force keep it in the intended position thereby safely preventing migration.



Soft Tip – radiopaque soft tip for atraumatic stent application

The aixstent® Esophageal stent is preloaded on a **reloadable delivery system**. For accurate positioning, the stent can be repositioned in the delivery system during the procedure.



Esophageal Stent

Stent for bridging benign and malignant changes in the esophagus.

Indications: Tumor diseases, postoperative stenoses. In the case of benign indications, only completely covered stents are used.



OES
with a partial
silicone cover

REF	Total length (mm)	Cover length (mm)	Ø Center (mm)	Ø Ends (mm)
102-20-060	60	30	20	26
102-20-080	80	50	20	26
102-20-100	100	70	20	26
102-20-120	120	90	20	26
102-20-140	140	110	20	26
102-24-080	80	50	24	30
102-24-100	100	70	24	30
102-24-120	120	90	24	30
102-24-140	140	110	24	30

Delivery system: Working length 700 mm, Ø 8 mm / 24 French, accepts guide wire 0,035 inch



Also registered for
**benign
indications**

OES
with full
silicone cover

REF	Total length (mm)	Cover length (mm)	Ø Center (mm)	Ø Ends (mm)
103-20-060	60	60	20	26
103-20-080	80	80	20	26
103-20-100	100	100	20	26
103-20-120	120	120	20	26
103-20-140	140	140	20	26
103-24-080	80	80	24	30
103-24-100	100	100	24	30
103-24-120	120	120	24	30
103-24-140	140	140	24	30

Delivery system: Working length 700 mm, Ø 8 mm / 24 French, accepts guide wire 0,035 inch



Stents can be custom made
according to your specifications.
Please contact us!

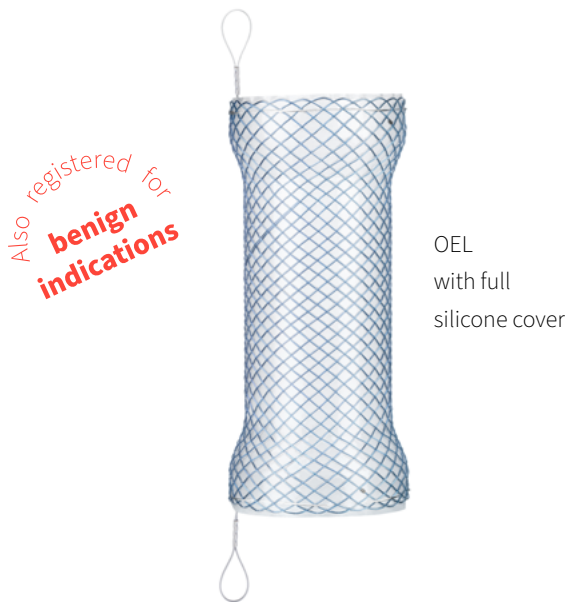


aixstent® OEL

Esophageal Leakage Stent

Stent designed to cover esophagus leakage

Indications: Tumor diseases, coverage of tracheoesophageal fistulae and leakages



REF	Total length (mm)	Cover length (mm)	Ø Center (mm)	Ø Ends (mm)
103-28-080	80	80	28	34
103-28-100	100	100	28	34
103-28-120	120	120	28	34

Delivery system: Working length 700 mm, Ø 8 mm / 24 French, accepts guide wire 0,035 inch




Stents can be custom made according to your specifications. Please contact us!









The products in this catalog are -marked.



bess pro gmbh — Berlin, Germany



Please note that only the current instructions for use apply. Details in this catalog about the use of products serve as a guide only and reflect the information available at the time of print. If necessary, please request a current version!



The instructions for use for some of our products are available only in electronic form (in pdf format) on our website.
Please see the product label for the required access information.

**Please note that product availability may vary by country.
Please contact us for details.**



aerstent®

Self-expanding Nitinol Stents for Pulmonology

